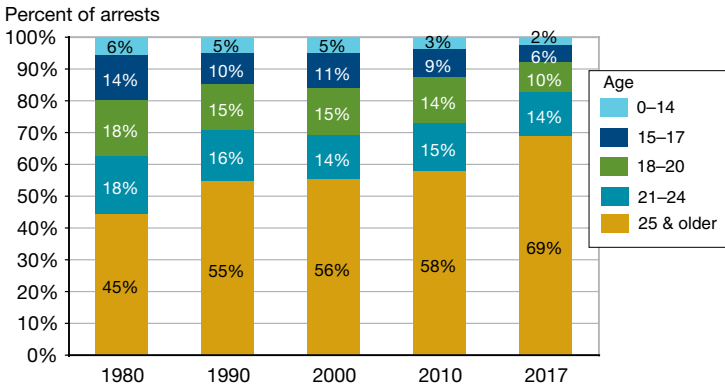


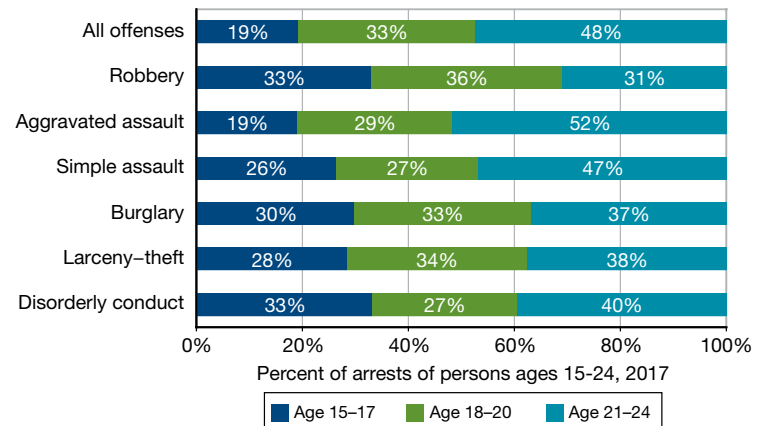
# Arrest Characteristics of Older Juveniles and Young Adults

Law enforcement agencies made an estimated 10.5 million arrests in 2017; nearly 30% involved persons ages 15–24

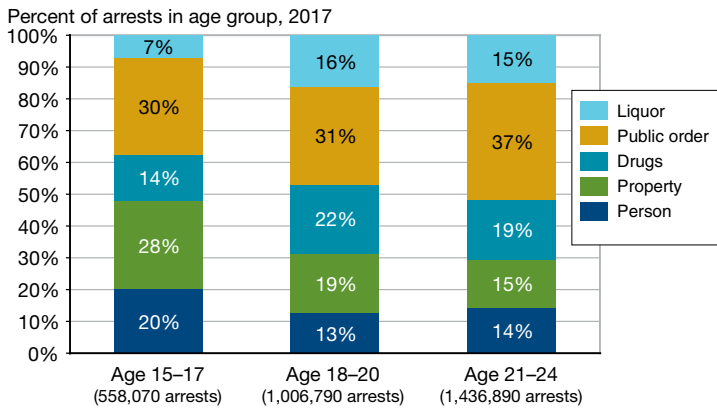
In 1980, half of all arrests involved persons ages 15 to 24; by 2017, the proportion fell to 29%



In 2017, juveniles ages 15–17 accounted for 19% of arrests of persons ages 15–24, but the proportion varied by offense

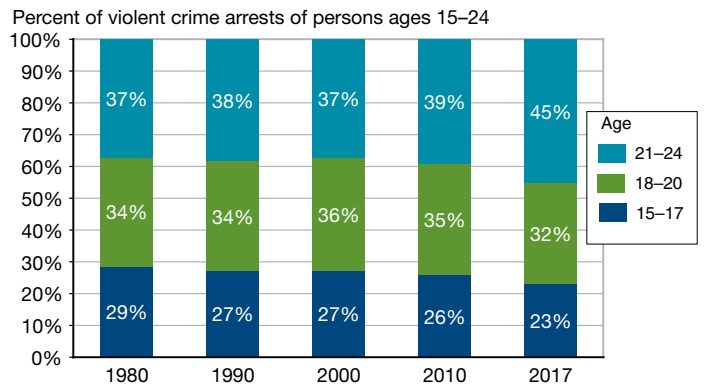


The proportion of person and property arrests was greater for older juveniles than young adults in 2017



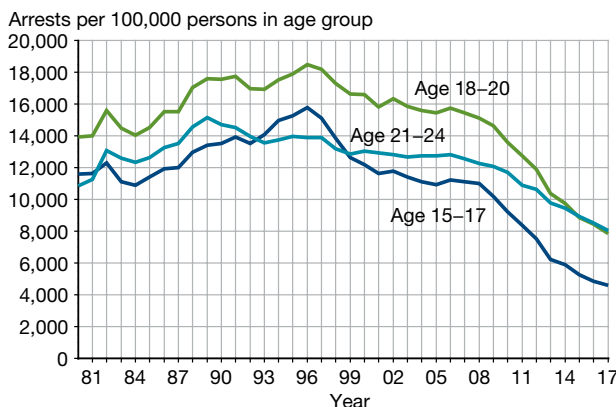
Notes: Liquor offenses include driving under the influence, drunkenness, and liquor law violations. Public order offenses include “all other offenses.”

The proportion of violent crime arrests involving youth ages 15–17 has declined since 1980



Note: Violent crimes include murder, robbery, and aggravated assault.

Since 2008, arrest rates declined 60% for ages 15–17, 50% for ages 18–20, and 31% for ages 21–24



## Statistical Briefing Book [ojjdp.gov/ojstatbb](http://ojjdp.gov/ojstatbb)

Access more information on arrests of juveniles and young adults in the “Law Enforcement & Juvenile Crime” section of the Statistical Briefing Book

- Review FAQs about juvenile arrests
- Create custom annual and trend displays detailed by offense, age, and gender, or offense, race, and age in the “Customizable Arrest Tables” section

**Notes:** Detail in graphs may not sum to 100% because of rounding. This publication was prepared by Charles Puzanchera, National Center for Juvenile Justice, with funds provided by OJJDP through grant #2016-JF-FX-K001. January 2019.

**Data source:** Analysis of Federal Bureau of Investigation arrest data from the Bureau of Justice Statistics (data years 1980–2014) and the National Center for Juvenile Justice (data years 2015–2017).